

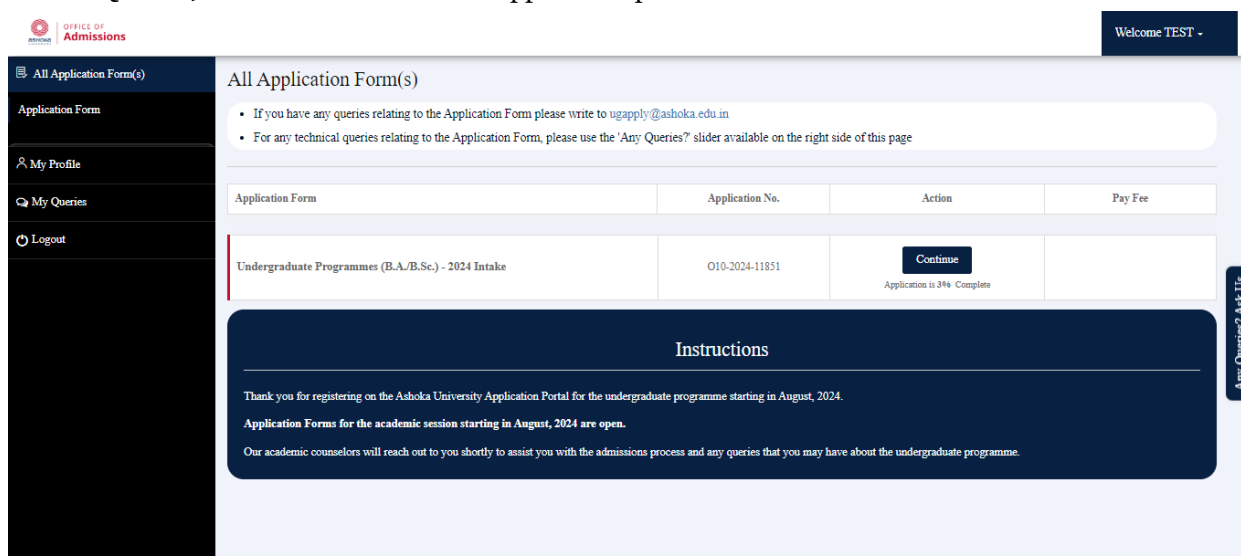
Guide to Filling the Undergraduate Application Form (2024)

The following document contains a step-by-step walkthrough of the Application Form. For more details on each section, you may check [the Instruction Manual](#) on filling out your application form. Upon successful registration, you will receive an email to verify your email address. You will then receive a username and password to log in to the application portal. The application form has fourteen sections, including the “Admissions Policies”, “General Instructions”, and “Declaration” sections.

Although you will be required to complete a particular section by pressing “**Next**” and move on to the next section, you may always return to previously completed sections through the navigation bar at the top. The “**Save & Exit**” saves the information entered and returns to the “**All Application Form(s)**” screen. You may click “Save & Exit” in case you wish to gather any information or documents before completing your application.

In case of any queries, while filling out the application, you may check for the following

- a. Mandatory/ Optional indication:** The red star (*) next to any textbox is an indication of a mandatory section. If a text box does not have the red star, you may choose to write information that is applicable to you.
- b. Information boxes:** You will be able to see additional clarifications about the information required through **pop-over boxes** over certain sections. You may also be able to access details through an information button (**i**) containing further information wherever applicable.
- c. General Application Queries (Non-technical):** In case of any case-specific queries that you believe are not answered by the above information boxes, you may write to ugapply@ashoka.edu.in and our representative will get in touch with you.
- d. “Any Queries? Ask us” (Technical):** In case of any application errors or glitches with your application, you may raise a query through the section available at the bottom right of the page. In this case, your query will be responded to through the application portal itself (through the “My Queries) section on the left of the application portal.



The screenshot shows the Ashoka University Admissions portal. The top navigation bar includes the Ashoka University logo and the text 'OFFICE OF Admissions'. A user is logged in as 'TEST'.

The main content area is titled 'All Application Form(s)'. It contains a message: 'If you have any queries relating to the Application Form please write to ugapply@ashoka.edu.in. For any technical queries relating to the Application Form, please use the 'Any Queries?' slider available on the right side of this page.'

Below the message is a table with the following columns: Application Form, Application No., Action, and Pay Fee.

Application Form	Application No.	Action	Pay Fee
Undergraduate Programmes (B.A./B.Sc.) - 2024 Intake	010-2024-11851	Continue <small>Applications 11 39% Complete</small>	

On the right side of the page, there is a vertical sidebar labeled 'Any Queries? Ask Us'.

At the bottom, there is an 'Instructions' box with the following text: 'Thank you for registering on the Ashoka University Application Portal for the undergraduate programme starting in August, 2024. Application Forms for the academic session starting in August, 2024 are open. Our academic counselors will reach out to you shortly to assist you with the admissions process and any queries that you may have about the undergraduate programme.'

Personal and Contact Details

You may begin filling in your personal and contact details in the section below. Note that the format for each textbox is clearly stated. For example, if you hover your cursor over the First name section, you see this **pop-over box** which will assist you in entering information accurately:

Personal Information

It is highly recommended that you fill the name as it is written in your Class X, XII Marksheet/Certificate

TEST]

Undergraduate Programmes (B.A./B.Sc.) - 2024 Intake



Personal Information

First Name *	Middle Name	Last Name
<input type="text" value="Enter First Name"/>	<input type="text" value="Enter Middle Name"/>	<input type="text" value="Enter Last Name"/>
		<small>Please enter . (dot) if you don't have lastname.</small>
Gender *	Preferred Gender Pronoun(s)	Date of Birth *
<input type="text" value="Enter Gender"/>	<input type="text" value="Preferred Gender Pronoun(s)"/>	<input type="text" value="DD/MM/YYYY"/>
Nationality *	Category *	Upload Student Photo *
<input type="text" value="Select"/>	<input type="text" value="Select"/>	<input type="button" value="Choose Files"/> No file chosen
		<small>Max Limit 1 MB (only jpeg, jpg, png allowed)</small>

Any Queries? Ask Us

Attach Government approved ID Card *

No file chosen

Max Limit 1 MB (only jpeg, jpg, png, pdf allowed)

If you are a domicile of Haryana, tick this checkbox

Yes

Blood Group *

Contact Details

Email address *

Alternate Email Address

Contact Number *

+91

Alternate Contact Number

+91

Telephone Number (Res.)

Emergency Contact Name *

Emergency Contact Number *

+91

Emergency Contact Relationship to Applicant *

Admissions Policies
General Instructions
Personal and Contact Details
Parent's / Guardian's And Sibling's Details

CORRESPONDENCE ADDRESS (communication may be sent to this address for the duration of the admissions cycle)

Country * State *

India Select

Address Line 1 * Address Line 2 Pincode *

Address Line 1 Address Line 2 Pincode

In case your country doesn't have pincode/zipcode enter 0

Is your Permanent Address the same as your Correspondence Address? *

Yes No

Back
Save & Exit
Next

Parents/Guardians and Siblings Details

- Make sure you enter the correct details and spellings of your Parent/Guardian/Sibling at every point. Information once submitted cannot be changed.
- Although details of Parent/Guardian 2 are not mandatory, you are required to fill up these details if relevant. Please fill all non-mandatory sections if relevant to you.
- Make sure to click on the **+More** button to add more educational details and save the previous details.

Admissions Policies
General Instructions
Personal and Contact Details
Parent's / Guardian's And Sibling's Details

Parent/Guardian - 1 Details

Parent/Guardian First Name * Parent/Guardian Last Name Parent/Guardian Date of Birth *

Parent/Guardian First Name Parent/Guardian Last Name DD/MM/YYYY

Relationship with Candidate * Parent/Guardian Contact Number * Parent/Guardian Email Address *

Select +91 ▲ Parent/Guardian Contact Number Parent/Guardian Email Address

Nationality * Highest Level of Education *

Select Select

Employment Category *

Select

Please provide further details of your parent/guardian's occupation including position and a brief description. (Upto 50 Words) *

Enter Your Text

Nationality * Highest Level of Education *

Indian Bachelor

Guardian Education Details

	Degrees Earned	Institutions Attended
1	Test Degree *	Test School *
2	Test Degree 1	Test University

- LESS
+ MORE

Parent/ Guardian-2 Details

Parent/ Guardian-2 First Name Parent/ Guardian-2 Last Name Parent/ Guardian-2 Date of Birth

Parent/ Guardian-2 First Name Parent/Guardian Last Name DD/MM/YYYY

Relationship with Candidate Parent/ Guardian-2 Contact Number Parent/ Guardian-2 Email address

Select +91 ▲ ▼ Parent/ Guardian-2 Contact Number Parent/ Guardian-2 Email address

Nationality Highest Level of Education

Select Select

Employment Category

Select

Please provide further details of your parent/ guardian's occupation including position and a brief description. (Upto 50 Words)

Enter Your Text

Siblings

Do you have any siblings? * No of Siblings? *

Yes No 1

Sibling Details 1

Sibling First Name * Sibling Last Name Sibling Date of Birth *

Sibling First Name Sibling Last Name DD/MM/YYYY

Sibling Details 1


	Applicable status	School / Institute / Employer Name , State and City
Class X	Select	
Class XII	Select	
Graduation	Select	

Education 10th Details


Once you enter your class X board and State/Union Territory, the textbox for “**city of school**” and “**school attended**” will be enabled. You may then enter your “**Year of Completion**” and enter your subjects and scores accordingly.

Note: The attachment for Class X is mandatory. If it is unavailable, attach an official letter issued by your school, listing your subjects and marks/grades.


<




 Education 10th Details



 Education 11th and 12th Details



 Standardized Tests



 Non Academic Activities and Engagement

>

Education 10th Details

Any attachment or text field which does not follow the guidelines will render your application incomplete or ineligible. Please [click here](#) to refer to the criteria for more information.

Class X Board *

Select

State/Union Territory *

Chhattisgarh

City of School *

Raigarh

School Attended *

O P Jindal School

Year Of Completion *

2016

Year End/Final Exams

Please Fill NA in Mandatory fields, If Not Applicable.

X Subject

	Xth Subjects	Xth Marks	Xth Grade	Xth Maximum Marks/Grade possible
1	<input style="width: 90%;" type="text"/>	<input style="width: 90%;" type="text"/>	Select	A1 <input style="width: 90%;" type="text"/>
2	<input style="width: 90%;" type="text"/>	<input style="width: 90%;" type="text"/>	Select	A1 <input style="width: 90%;" type="text"/>
3	<input style="width: 90%;" type="text"/>	<input style="width: 90%;" type="text"/>	Select	A1 <input style="width: 90%;" type="text"/>
4	<input style="width: 90%;" type="text"/>	<input style="width: 90%;" type="text"/>	Select	A1 <input style="width: 90%;" type="text"/>
5	<input style="width: 90%;" type="text"/>	<input style="width: 90%;" type="text"/>	Select	A1 <input style="width: 90%;" type="text"/>

+ MORE

Attach Marksheet (If it is unavailable, attach an official letter issued by your school listing your marks/grades.)

Upload Xth Marksheet *


Choose Files
No file chosen

Education 11th and 12th Details


- If you do not have your Class XI mark sheet, please attach a letter issued by your school, listing your subjects and marks/grades.
- If your Class XII final mark sheet is available at the time of submitting the Application Form, a scanned copy of the original mark sheet must be attached in this section.
- If a candidate is enrolled in the IB programme, they must mention their extended essay / TOK topic and attach a brief write-up of the topic.
- Students enrolled under the Cambridge (A Levels) and IB programmes are required to fill in the details of their school counsellors in the Class XII academic section for them to submit the school's predicted marks/grades.
- If you are enrolled in the IB Programme and have fewer than 5 core subjects, you may enter "NA NA" in the remaining mandatory textboxes if the box does not accept one word.
- Please indicate if you have/had Mathematics as a subject in Class XI and XII and intend to take or have already taken the Class XII Mathematics Examination.
- If relevant to you, please mention your academic achievements, projects undertaken, and other academic or co-curricular engagements in this section. You are required to attach collaterals (if available) to supplement your engagement and achievements

Incomplete / Ineligible warning: Attach valid and legible attachments. Providing incorrect/personal details in this section might render your application ineligible or incomplete. Please closely observe the rules for this section as incorrect attachments/information might render your Application Form ineligible or incomplete.


<




 Education 11th and 12th Details



 Standardized Tests



 Non Academic Activities and Engagement



 Essays

>

Year End/Final Exams

Year of completion *

2020

Mention your subjects carefully as you will not be able to edit or add to your subject list later. Please do not fill NA in any mandatory field.

Click here if your school has not conducted examinations due to Covid-19.

XI Subject Details

	XIth Subjects	XIth Final Marks/Grade	XIth Maximum Marks/Grade possible
1	English *	*	100 *
2	*	*	100 *
3	*	*	100 *
4	*	*	100 *
5	*	*	100 *

Class XII / Equivalent

Class XII Board *

State/UT of School *

Year Of Completion *

XIIth Subject Details

	XIIth Subjects	XIIth Marks/Grade	XIIth Maximum Marks/Grade possible
1 *	<input type="text"/>	<input type="text"/>	<input type="text"/>
2 *	<input type="text"/>	<input type="text"/>	<input type="text"/>
3 *	<input type="text"/>	<input type="text"/>	<input type="text"/>

Year Of Completion *

Do you have your class XII final examination result released by your Educational Board? *

Yes No

Do you have Predicted Marks/Grades from School? *

Yes No

Please Enter Self Predicted Marks/Grade

XIIth Subject Details

	XIIth Subjects	XIIth Marks/Grade	XIIth Maximum Marks/Grade possible

Upload XIIth Marksheet *

 No file chosen

Max Limit 1 MB (only jpeg, .jpg, .png, pdf allowed)

No attachment required for self predicted scores/grades. For school predicted scores/grades, attach marksheet (if marksheet is unavailable, attach an official letter issued by your school listing your scores/grades).

Use this space to list additional information related to your academic journey (for example - recognitions, awards, achievements, co-curricular projects, research papers/projects, etc) in no more than 100 words.

Enter Your Text

0/100 Words

Please indicate if you have studied Mathematics in Class XI and XII? *

Yes
 No

Standardized Tests

- If you have ACT, SAT, CUET score(s), we highly recommend that you share them with us as they will add to your application.
- Our SAT DI code is 7343. Students who take the SAT should submit their scores by using the aforementioned code to designate Ashoka University as a recipient. Please note that the College Board does not charge additional fees to formally send SAT scores to Ashoka University. We accept SAT super scores but do not consider subject-specific SAT scores.
- We do not accept ACT super scores.
- If you have already taken your CUET in a previous academic year, you can submit your scores and attach the official results. If you are considering or intending to take the CUET or are awaiting your scores, you may express that and the Admissions Committee will send you a link should they require you to submit your CUET scores at a later date.



Standardized Tests

Ashoka University is a College Board Designated Institution. Our DI code is 7343. Students who take the SAT and wish to submit their Marks can do so by using the aforementioned code to designate Ashoka University as a recipient. We accept SuperScore for SAT. We do not accept Superscore for ACT. You will be able to submit your ACT/SAT Marks only at the application stage. If you do not have your Marks at the time of submission or plan on taking the SAT/ACT later, your SAT/ACT Marks will not be considered while assessing your application form.

SAT (Scholastic Aptitude Test)

SAT (Scholastic Aptitude Test)

Click here if not applicable

College Board Registered E-mail ID * Date of most recent test taken *

Enter College Board Registered E-mail ID DD/MM/YYYY

SAT Marks

	Marks

SAT (Scholastic Aptitude Test)

[Click here if not applicable](#)

College Board Registered E-mail ID *

Enter College Board Registered E-mail ID

Date of most recent test taken *

DD/MM/YYYY

SAT Marks

	Marks
Best Combined Marks	<input type="text"/> *
Evidence-Based Reading and Writing	<input type="text"/> *
Math	<input type="text"/> *

Any attachment without the candidate's name, date of test and the break-up of Marks will not be considered

Attach SAT Marks Card *

No file chosen

Max Limit 1 MB (only jpeg, jpg, png, pdf allowed)

ACT (American College Testing)

ACT Test

[Click here if not applicable](#)

Date of the test *

DDMM/YYYY

ACT Marks

	Marks
Best Combined Marks	<input type="text"/> *
Reading Comprehension	<input type="text"/> *
English Grammar	<input type="text"/> *
Science Reasoning	<input type="text"/> *
Math	<input type="text"/> *


Any attachment without the candidate's name, date of test and the break-up of Marks will not be considered

ACT Marks Card *


No file chosen

Max Limit 5 MB (only jpeg, jpg, png, pdf allowed)


<




 Education 11th and 12th Details



 Standardized Tests



 Non Academic Activities and Engagement



 Essays

>

CUET Test

[Click here if not applicable](#)

If you have already received your CUET (Common University Entrance Test) Result, it is mandatory to fill in the details of at least 2 subjects for which you have appeared in the CUET. Please find the list of section-names and corresponding subject lists [here](#) . Please fill in your subject details and scores below.

CUET (Common University Entrance Test) Enter the Normalized Marks of each subject as mentioned in the CUET.

	Section Name	Subject Name	Subject Marks
1	Select <small>▼*</small>	Select <small>▼*</small>	<input style="width: 100%;" type="text"/> <small>*</small>
2	Select <small>▼*</small>	Select <small>▼*</small>	<input style="width: 100%;" type="text"/> <small>*</small>

[+ MORE](#)

CUET Marks Card *

Choose Files No file chosen

Max Limit 5 MB (only jpeg, .jpg, .png, .pdf allowed)


Any attachment without the candidate's name, date of test and the break-up of Marks will not be considered.

Do you intend to participate in the upcoming CUET or are awaiting the results of the CUET? If you select 'yes', the Office of Admissions will send you a link to record your scores after your results are declared.

Yes No

Non-Academic Activities and Engagement

- It is mandatory for you to fill 3 non-academic activities/ engagement/ interests/ achievements and list them in this section
- Your engagement with this section will greatly add to your Application Form so please prioritise your activities and areas of interest and engage with all the fields in this section
- You can choose to mention extracurricular activities, internships, leadership roles, awards, engagement with social causes, or any other form of engagement that will highlight your keen interest in areas outside of academics
- Attaching relevant certificates/collaterals is highly encouraged and will strongly add to your Application Form. If you have more than one certificate/collateral for a particular activity, please combine all your relevant certificates/collaterals and attach them as one file (preferably as a PDF file)
- This section has a mandatory question to list three books (with an option to add two more) that have had an impact on you and to write about one book that you would recommend others to read. Please address this question thoughtfully and prioritise the books (preferably across genres) that you have read and engaged with in detail.



Non-Academic Activities And Engagement

Please use this section to write about the non-academic interests that occupy your time apart from your academic pursuits. Since you can only write about three activities, we recommend that you prioritize and mention the ones that have been the most significant and meaningful.

This section can include your extracurricular activities, leadership roles, non-academic awards, internships, community or social service, as well as non-quantifiable/non-certifiable activities such as reading, baking, hiking, cooking, etc. You may also use this space to provide links to your work (GitHub, Behance, Dribbble, etc.), websites, blogs, relevant photos, etc, apart from attaching your certificates.

Please note: if you have participated in any activity at the level of inter-school engagement and above or participated in a position of leadership, it is mandatory for you to submit a certificate. If the activity mentioned by you is at a 'Practice/Personal' or 'School' level and you do not have any supporting document/link/collateral/photographs/certificates/ etc., please upload a pdf word-document stating the non-availability of these.

Activity 1

Name of the Activity *	Duration From *	To *	Level of Engagement *
<input type="text" value="Enter Name of the Activity"/>	<input type="text" value="DD/MM/YYYY"/>	<input type="text" value="DD/MM/YYYY"/>	<input type="text" value="Select"/>

Description *

! Briefly explain the activity, number of members/teams involved, results and awards (participation position), your role, impact and/or key learnings

0/100 Words

Activity 1 Attachment *

No file chosen

Max Limit 2 MB (only PDF allowed)



Use The Section Below To Give Us Insights Into The Kinds Or Genres Of Books You Like To Read.

List three books (mandatory) which have had an impact on you, and mention the names of their authors as well. You may add two additional books (optional) by using the + sign.

Book Details

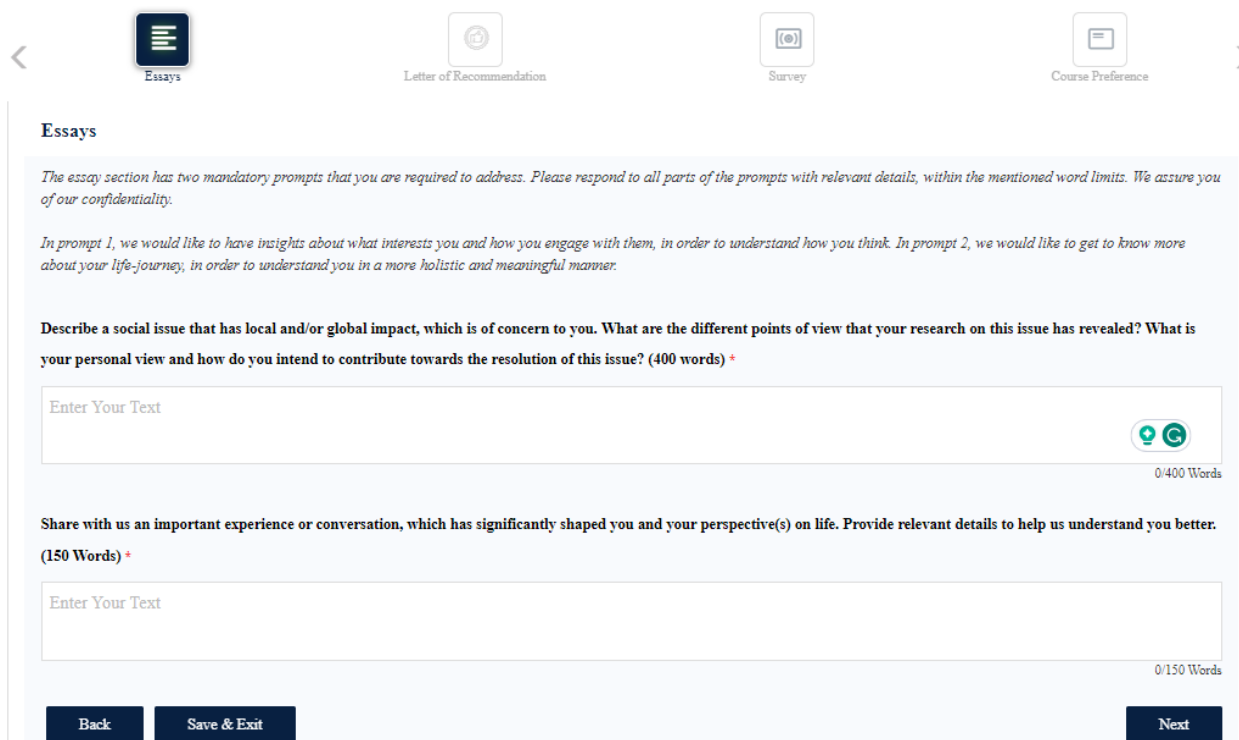
	Name of the Book	Name of the Author
BOOK 1 *	<input type="text"/>	<input type="text"/>
BOOK 2 *	<input type="text"/>	<input type="text"/>
BOOK 3 *	<input type="text"/>	<input type="text"/>

Pick one book from your list and tell us why you would like to recommend it to others to read? *

0/50 Words

Essays

- The essay section of the Application Form is a mandatory section (with word limits) and needs to be answered by the applicant only
- Respond to all parts of each prompt in a thorough and detailed manner within the mentioned word limit
- Type out answers to the essay section first in a software (word document, notepad, etc.) that supports text instead of typing it out directly on the Application Form. This will ensure that you do not lose any text because of technical glitches or connectivity issues
- The aim of the essay section is to understand how you think and to get to know you beyond the scope of your academic and non-academic participation and performance. It is absolutely essential that you produce only original content to represent yourself. If your content is found to be plagiarised or copied from elsewhere, it will render your Application Form not-eligible



The screenshot shows a navigation bar with icons for Essays, Letter of Recommendation, Survey, and Course Preference. The Essays section is active and contains two prompts. The first prompt asks for a social issue of concern and the applicant's view on it, with a 400-word limit. The second prompt asks for an important experience or conversation that shaped the applicant's perspective, with a 150-word limit. The form includes text input fields, a 'Back' button, a 'Save & Exit' button, and a 'Next' button.

Essays

The essay section has two mandatory prompts that you are required to address. Please respond to all parts of the prompts with relevant details, within the mentioned word limits. We assure you of our confidentiality.

In prompt 1, we would like to have insights about what interests you and how you engage with them, in order to understand how you think. In prompt 2, we would like to get to know more about your life-journey, in order to understand you in a more holistic and meaningful manner.

Describe a social issue that has local and/or global impact, which is of concern to you. What are the different points of view that your research on this issue has revealed? What is your personal view and how do you intend to contribute towards the resolution of this issue? (400 words) *

Enter Your Text 0/400 Words

Share with us an important experience or conversation, which has significantly shaped you and your perspective(s) on life. Provide relevant details to help us understand you better. (150 Words) *

Enter Your Text 0/150 Words

Back **Save & Exit** **Next**

Letter of Recommendation

The Letter of Recommendation is highly recommended but not mandatory. It will add to your application and hence must be from someone with whom you have closely interacted in an academic or professional setting. Detailed Instructions can be found in the application form itself.

Undergraduate Programmes (B.A./B.Sc.) - 2024 Intake



Letter Of Recommendation

Would you like to provide a letter of recommendation from a recommender who can speak to your qualifications and character as part of your application? (the letter of recommendation is optional but highly recommended.) *

Yes No

Since you intend to submit a letter of recommendation, below are the steps and details for you to follow to ensure that your letter of recommendation is successfully submitted and eligible for evaluation:

- Step 1: Registering your Recommender

- The letter of recommendation should be from someone who has interacted with you in an academic or professional capacity. The letter cannot be written by your family member, friend or relative
- Ensure that your recommender has agreed to submit a letter of recommendation toward your candidature before you fill in their details
- Go to the 'Recommender Details' tab and fill in the details of your recommender
- You can submit only one letter of recommendation
- Enter the Recommender's personal and contact details carefully and completely without errors so that your Recommender receives the link and instructions in a timely manner. A

Recommender Details

Recommender First Name *

Recommender Last Name

Relationship with the Recommender *

Recommender Email ID *

Recommender Organization *

Recommender Designation

Recommender Phone Number *

How long have you known the recommender? *

Please note:

- Writing or drafting your own letter of recommendation, even if asked to do so by your recommender, is a violation of the terms of the application process
- Request your recommender to write a letter specifically for your application to Ashoka University in order to strengthen and add value to your candidature
- Please mention the details of your recommender carefully. Any request to change/edit the recommender's email address will not be entertained later
- The letter of recommendation should be submitted within 7 days after the submission deadline of the round in which you submit your application form
- Round specific deadlines for letter of recommendation can be found on the website. Please refer to the date corresponding to the Round in which you submit your application form.

Back


Save & Exit


Next


Survey


You may select the responses most relevant to you. Do not withhold any information that is relevant to you. Please note that the information shared in this section will not affect your candidature

<


Survey


Course Preference


Support at Ashoka


Declaration

>

Other Relevant Information

How did you hear about Ashoka University? *

Select

Have you ever attended the Young Scholars Programme(YSP)? *

Yes No

Have you applied to Ashoka University before? *

Yes No

Have you ever been implicated in any one or more of the following? Please note that the information you provide will be kept confidential and not shared publicly. Selective information shared by students who are enrolled at Ashoka University might be shared with specific Departments and Offices within Ashoka University on a case-by-case basis for internal official purposes. *

Not Applicable

Disciplinary inquiry leading to suspension or expulsion from any academic programme

Disciplinary action due to substance abuse

Arrested/Charged or Convicted by a court of law for offenses in India/abroad

Please provide the relevant details in no more than 100 words. Please attach relevant documents (if any)

Attachment

No file chosen

Max Limit 1 MB (only jpeg, jpg, png, pdf allowed)

Have you lived outside of India for at least a year? *

Yes No

Known Language

1

Basic Knowledge - Ability to speak simple phrases or sentences, has some difficulty understanding native speakers, may or may not have elementary reading and writing skills

Conversant - Able to handle basic communicative tasks and social situations. Elementary reading and writing skills

Proficient - The ability to read, write, comprehend, speak at an advanced level. Can communicate well with a native speaker


Language proficiency

	Language	Level of proficiency
1 *		Select


Course Preference

- The preferred Major(s) in this section are only indicative in nature and for the Office of Admissions to make note of during the admissions process. These are not binding in any way since students at Ashoka University are only required to declare their Major at the end of their third semester
- Please read the discipline-specific policies to ensure that you meet the criteria required for your preferred Major(s) which is linked [here](#).


Undergraduate Programmes (B.A./B.Sc.) - 2024 Intake




Survey



Course Preference



Support at Ashoka



Declaration

Course Preference

Note: The choices of preferred Majors specified in this section are only indicative in nature and not binding. Students who are enrolled at Ashoka University need to declare their final choice of Major only at the end of their third semester.

- Please [click here](#) to read Ashoka University's discipline-specific policies before you select your preferred major(s).

Preference 1 *

Preference 2 *

Preference 3 *

Back

Save & Exit

Next

Support at Ashoka

- You have the option to share other relevant information or details about yourself which has not been captured elsewhere in the Application Form
- Please fill out this section carefully and honestly, giving details as required and relevant in order for us to support you during the application and admissions processes
- Please note that the information shared in this section will not affect your candidature
- If you are enrolled as a student of Ashoka University, please note that there are support systems/offices/centres available on campus to support you during the course of your programme



Support At Ashoka

Are you dealing with one or more of the following concerns which have affected your academic or student life and require special assistance? Please fill in the details thoroughly to help us support you during your study at Ashoka University. *

- Not Applicable
- English Language Assistance
- Disability (Visual, Hearing, Locomotor, Speech/Language, etc)
- Cognitive Learning Disability
- Physical Health
- Mental Health
- Any other condition that may require special attention

If applicable, please attach relevant documents such as psycho-educational assessments or certificates, prescription from medical professionals, etc.

[Here](#) are the details of the centres on campus to assist students who are enrolled at Ashoka University. Please note that the information provided will be kept confidential and not shared publicly. Selective information shared by students who are enrolled at Ashoka University might be shared with specific Departments and Offices within Ashoka University on a case-by-case basis for internal official purposes.

Please provide the relevant details in no more than 100 words. Please attach relevant documents (if any).

Enter Your Text

0/100 Words



Based on the information shared by you in the previous question, please specify if you need any of the following academic accommodations during the admissions process?The Admissions Committee will review the information shared by you in this section. If approved, you will be granted the relevant academic accommodations for the admissions process. *

- Not Applicable
- Compensatory/Extra time for persons with physical/learning disabilities/impairments, etc.
- Compensatory/Extra time for people who need English language support
- Scribe for persons with physical/learning disabilities/impairments, etc.
- Other (Please specify)

Please use the space below to share relevant information, which has not been captured anywhere else in this form. This information can include circumstances or situations that might have led to educational, social or economic disadvantage. This is not a mandatory section but any/all information shared by you will contribute to a holistic assessment of your application

Please provide the relevant details in no more than 100 words.

Enter Your Text

0/100 Words





Attach Document

Choose Files No file chosen

Max Limit 1 MB (only jpeg , jpg , png , pdf allowed)

Declaration

Once you have completed all the above sections in your application, we highly recommend reviewing the contents filled so you can ensure that all the sections are filled correctly and the documents uploaded are accurate, applicable, and legible. After completing a full review of the application, you may proceed with the declaration and submission of your application.



Declaration

I certify that the information submitted by me in support of this application, is true to the best of knowledge and belief. I understand that in the event of any information being found false or incorrect, my admission is liable to be rejected / cancelled at any stage of the program. I undertake to abide by the disciplinary rules and regulations of the institute. *

I Agree

Applicant Name * Date *

[Back](#) [Save & Exit](#) [Preview](#) [Submit Application](#)